



Fun with Felt




from Kari Mecca of Kari Me Away

Needle Book

Supplies:

- Needle book pre cut kit *or*
- 2 to 3 colors felt
- Floss for embroidery
- Scallop Scissors
- Misc. buttons or ribbon



Embellish cover with felt cutouts and embroidered accents.

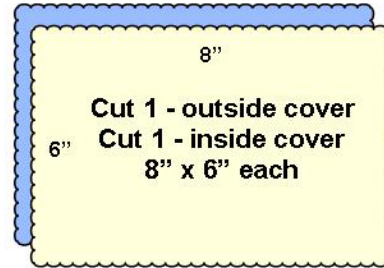
Layer as shown and sew a seam along left edge to create a "book" to finish.



Jumbo Needle Book

Supplies:

- 2 -12" squares felt
- Needle book precut kit *or*
- 2 to 3 colors trim felt
- Floss for embroidery
- 1 yd—ribbon
- Scallop Scissors
- Misc. bit for embellishment



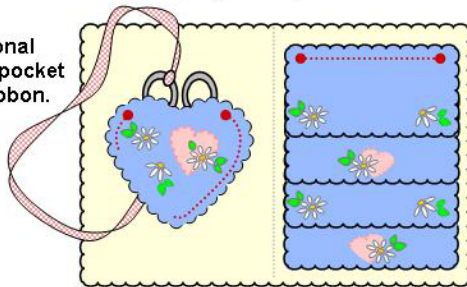
8"
Cut 1 - outside cover
6" Cut 1 - inside cover
8" x 6" each



Pre-cut felt for trimming.

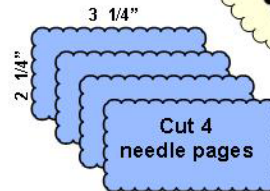
Embellish pages and precut hearts.

Optional scissor pocket with ribbon.



Center pages and space evenly on inside cover.

Sew in place starting with the bottom page.



3 1/4"
2 1/4"
Cut 4 needle pages



Embellish cover.

Kari Me Away

www.KariMeAway.com

Anaheim Hills, CA

Phone 714.921.9184

Copyright 2004 Kari Mecca, Kari Me Away

All rights reserved. No part of this material may be reproduced in any form or way.